

(l) (a) Statement showing Shareholding Pattern

Name of the Company: RAJATAN GLOBAL WIRE LTD		BSE- 517522 Equity	
Scrip Code, Name of the scrip, class of security:		30 <sup>th</sup> June, 2014	
Quarter ended :		No. of partly paid-up shares	As a % of total no. of partly paid-up shares
		As a % of total no. of shares of the company	
<b>Partly paid-up shares:-</b>			
Held by Promoter / Promoter Group		0	0.00
Held by public		0	0.00
<b>Total</b>		0	0.00
<b>Outstanding convertible securities:-</b>			
	No. of outstanding securities	As a % of total No. of outstanding convertible securities	As a % of total no. of shares of the company, assuming full conversion of the convertible securities
Held by Promoter / Promoter Group	0	0.00	0.00
Held by public	0	0.00	0.00
<b>Total</b>	0	0.00	0.00
<b>Warrants:-</b>			
	No. of warrants	As a % of total no. of warrants	As a % of total no. of shares of the company, assuming full conversion of warrants
Held by Promoter / Promoter Group	0	0.00	0.00
Held by public	0	0.00	0.00
<b>Total</b>	0	0.00	0.00
<b>Total paid-up capital of the company assuming full conversion of warrants and convertible securities</b>		<b>4351800</b>	

*Raw*

Category Code	Category of shareholder	Number of shareholders	Total number of shares	Number of shares held in dematerialised form	Number of shares (V)	Total shareholding as a percentage of total number of			Shares pledged or otherwise encumbered	
						As a percentage of (A+B) (VI)	As a percentage of (A+B+C) (VII)	Number of shares (VIII)	As a percentage (IX) = (VIII)/(IV)*100	
(A)	Promoter and Promoter Group									
1	Indian									
(a)	Individuals/Hindu Undivided Family	7	1546190	0	1546190	35.53	35.53	450000	29.10	0.00
(b)	Central Government/State Government(s)	0	0	0	0	0.00	0.00	0	0.00	0.00
(c)	Bodies Corporate	2	1164301	0	1164301	26.75	26.75	0	0.00	0.00
(d)	Financial Institutions / Banks	0	0	0	0	0.00	0.00	0	0.00	0.00
(e)	Any Other (specify)	0	0	0	0	0.00	0.00	0	0.00	0.00
	<b>Sub Total (A)(1)</b>	<b>9</b>	<b>2710491</b>	<b>0</b>	<b>2710491</b>	<b>62.28</b>	<b>62.28</b>	<b>450000</b>	<b>16.60</b>	
2	Foreign									
(a)	Individuals (Non-Resident Individuals/Foreign Individuals)	0	0	0	0	0.00	0.00	0	0.00	0.00
(b)	Bodies Corporate	0	0	0	0	0.00	0.00	0	0.00	0.00
(c)	Institutions	0	0	0	0	0.00	0.00	0	0.00	0.00
(d)	Qualified Foreign Investors	0	0	0	0	0.00	0.00	0	0.00	0.00
(e)	Any Other (specify)	0	0	0	0	0.00	0.00	0	0.00	0.00
	<b>Sub Total (A)(2)</b>	<b>0</b>	<b>0</b>	<b>0</b>	<b>0</b>	<b>0.00</b>	<b>0.00</b>	<b>0</b>	<b>0.00</b>	
	<b>Total Shareholding of Promoter and Promoter Group (A) = (A)(1)+(A)(2)</b>	<b>9</b>	<b>2710491</b>	<b>0</b>	<b>2710491</b>	<b>62.28</b>	<b>62.28</b>	<b>450000</b>	<b>16.60</b>	
(B)	Public shareholding									
1	Institutions									
(a)	Mutual Funds/UTI	0	0	0	0	0.00	0.00	0	0.00	0.00
(b)	Financial Institutions / Banks	1	1000	0	1000	0.02	0.02	0	0.00	0.00
(c)	Central Government/State Government(s)	0	0	0	0	0.00	0.00	0	0.00	0.00
(d)	Venture Capital Funds	0	0	0	0	0.00	0.00	0	0.00	0.00
(e)	Insurance Companies	0	0	0	0	0.00	0.00	0	0.00	0.00
(f)	Foreign Institutional Investors	0	0	0	0	0.00	0.00	0	0.00	0.00
(g)	Foreign Venture Capital Investors	0	0	0	0	0.00	0.00	0	0.00	0.00
(h)	Qualified Foreign Investors	0	0	0	0	0.00	0.00	0	0.00	0.00
(i)	Any Other (specify)	0	0	0	0	0.00	0.00	0	0.00	0.00
	<b>Sub Total (B)(1)</b>	<b>1</b>	<b>1000</b>	<b>0</b>	<b>1000</b>	<b>0.02</b>	<b>0.02</b>	<b>0</b>	<b>0.00</b>	
2	Non-institutions									
(a)	Bodies Corporate	64	1079284	1077384	1077384	24.80	24.80	0	0.00	0.00
(b) (i)	Individuals - shareholders holding nominal share capital up to Rs 1 Lakh	1444	366154	267419	267419	8.41	8.41	0	0.00	0.00
(ii)	Individual shareholders holding nominal share capital in excess of Rs. 1 Lakh	8	190405	190405	190405	4.3753	4.3753	0	0.00	0.00

*Handwritten signature*

Category code	Category of shareholder	Number of shareholders (III)	Total number of shares (IV)	Number of shares held in dematerialised form (V)	Total shareholding as a percentage of total number of			Shares pledged or otherwise encumbered	
					As a percentage of (A+B) (VI)	As a percentage of (A+B+C) (VII)	Number of shares (VIII)	As a percentage (IX) = (VIII)/(IV)*100	
(c)	Qualified Foreign Investors	0	0	0	0.00	0.00	0	0.00	
(d)	Any Other								
i	Non Resident Indians (Repatriation)	5	257	257	0.01	0.01	0	0.00	
ii	Non Resident Indians (Non Repatriation)	4	1281	1281	0.03	0.03	0	0.00	
iii	Overseas Bodies Corporate	0	0	0	0.00	0.00	0	0.00	
iv	Clearing Member	9	822	822	0.02	0.02	0	0.00	
v	Market Maker	1	115	115	0.00	0.00	0	0.00	
vi	HUF	4	1991	1991	0.05	0.05	0	0.00	
	Sub Total (B)(2)	1539	1640309	1539674	37.69	37.69	0	0.00	
	Total Public Shareholding Public Group								
	(B)-(I)+(B)(2)	1540	1641309	1539674	37.72	37.72	0	0.00	
	Total (A)+(B)	1549	4351800	4250165	100.00	100.00	450,000	16.60	
(C)	Shares held by custodians and against which Depository Receipts have been issued								
i	Promoter and Promoter group	0	0	0	0.00	0.00	0	0.00	
ii	Public	0	0	0	0.00	0.00	0	0.00	
	Sub Total (C)	0	0	0	0.00	0.00	0	0.00	
	GRAND TOTAL (A)+(B)+(C)	1549	4351800	4250165	100.00	100.00	0.00	0.00	

Note: Pursuant to an email dated 12.09.2011 received from SEBI, we have consolidated promoters' holdings on the basis consolidated holdings shown in the annexure.

Hence, there is a difference in the no. of promoters shown in CL-35 shown in the annexure. However, the total no. of shares shown in CL-35 summary & annexure are the same.




(I)(b) Sr. No.	Statement showing holding of securities (including shares, warrants, convertible securities) of persons belonging to the category "Promoter and Promoter Group"										
	Name of the shareholder	Details of Shares held		Encumbered shares			Details of warrants		Details of convertible securities		Total shares (including underlying shares assuming full conversion of warrants and convertible securities) as a % of diluted share capital
		Number of shares held	As a % of grand total (A)+(B)+(C)	No.	As a percentage	As a % of grand total (A)+(B)+(C) of sub-clause (I)(a)	Number of warrants held	As a % total number of warrants of the same class	Number of convertible securities held	As a % total number of convertible securities of the same class	
(I)	(II)	(III)	(IV)	(V)	(VI)=(V)/(II I)*100	(VII)	(VIII)	(IX)	(X)	(XI)	(XII)
1	Rajratan Investments Ltd (AAACR8165L)	782881	17.99	0	0.00	0.00	0	0	0	0	17.99
2	Sumil Chordia (ABBPC4294Q)	479390	11.02	0	0.00	0.00	0	0	0	0	11.02
3	Rajratan Resources Pvt Ltd (AAACR7951C)	381420	8.76	0	0.00	0.00	0	0	0	0	8.76
4	Sangita Chordia (ACWPC4829R)	558100	12.82	450000	80.63	10.34	0	0	0	0	12.82
5	Yashovardhan Chordia (AIGPC2082E)	268000	6.16	0	0.00	0.00	0	0	0	0	6.16
6	Sumil Kumar Chandanmal HUF (AAJHS6503D)	180000	4.14	0	0.00	0.00	0	0	0	0	4.14
7	Shubhika Chordia (AJQPC6081L)	60700	1.39	0	0.00	0.00	0	0	0	0	1.39
	<b>TOTAL</b>	<b>2710491</b>	<b>62.28</b>	<b>450000</b>	<b>80.63</b>	<b>10.34</b>	<b>0</b>	<b>0</b>	<b>0</b>	<b>0</b>	<b>62.28</b>



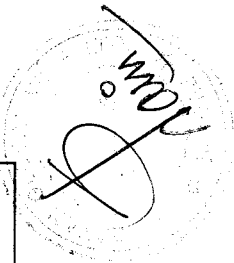
Statement showing holding of securities (including shares, warrants, convertible securities) of persons belonging to the category "Public" and holding more than 1% of the total number of shares									
Sr. No.	Name of the shareholder	Number of shares held	Shares as a percentage of total number of shares (i.e., Grand Total (A)+(B)+(C) indicated in Statement at para (l)(a) above)	Details of warrants		Details of convertible securities		Total shares (including underlying shares assuming full conversion of warrants and convertible securities) as a % of diluted share capital	
				Number of warrants held	As a % total number of warrants of the same class	Number of convertible securities held	% w.r.t total number of convertible securities of the same class		
1	AVALOKITESHVAR VALINV LIMITED	625200	14.3665	0	0	0	0	14.3665	
2	VIGIL STOCKES & SHARES PVT LTD	135973	3.1245	0	0	0	0	3.1245	
3	SURBHI INVESTMENTS & TRADING COMPANY PVT LTD	67013	1.5399	0	0	0	0	1.5399	
4	NSB SECURITIES PVT LTD	67076	1.5413	0	0	0	0	1.5413	
5	CHANDRAKANT NAGAR	49000	1.1260	0	0	0	0	1.1260	
6	ANJANA S GANDHI	46000	1.0570	0	0	0	0	1.0570	
	<b>TOTAL</b>	<b>990262</b>	<b>22.7552</b>	<b>0</b>	<b>0</b>	<b>0</b>	<b>0</b>	<b>22.7552</b>	

Statement showing holding of securities (including shares, warrants, convertible securities) of persons (together with PAC) belonging to the category "Public" and holding more than 5% of the total number of shares of the company

Statement showing holding of securities (including shares, warrants, convertible securities) of persons (together with PAC) belonging to the category "Public" and holding more than 5% of the total number of shares of the company									
Sr. No.	Name(s) of the shareholder(s) and the Persons Acting in Concert (PAC) with them	Number of shares	Shares as a percentage of total number of shares (i.e., Grand Total (A)+(B)+(C) indicated in Statement at para (l)(a) above)	Details of warrants		Details of convertible securities		Total shares (including underlying shares assuming full conversion of warrants and convertible securities) as a % of diluted share capital	
				Number of warrants	As a % total number of warrants of the same class	Number of convertible securities held	% w.r.t total number of convertible securities of the same class		
1	AVALOKITESHVAR VALINV LIMITED	625200	14.37	0	0	0	0	14.37	
	<b>TOTAL</b>	<b>625200</b>	<b>14.37</b>	<b>0</b>	<b>0</b>	<b>0</b>	<b>0</b>	<b>14.37</b>	



<u>(I)(d) Statement showing details of locked-in shares</u>			
Sr. No.	Name of the shareholder	Number of Locked in Shares	Locked-in shares as a percentage of total number of shares [i.e., Grand Total (A)+(B)+(C) indicated in Statement at para (I)(a) above]
1	NIL	NIL	NIL
<b>TOTAL</b>		<b>NIL</b>	<b>NIL</b>



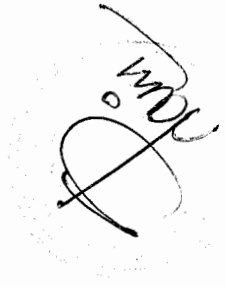
(II)(a) Statement showing details of Depository Receipts (DRs)

Sr. No.	Type of outstanding DR (ADRs, GDRs, SDRs, etc.)	Number of outstanding DRs	Number of shares underlying outstanding DRs	Shares underlying outstanding DRs as a percentage of total number of shares {i.e., Grand Total (A)+(B)+(C) indicated in Statement at para (I)(a) above}
1	NIL	NIL	NIL	NIL
TOTAL		NIL	NIL	NIL

*Handwritten signature*

(II) (b) Statement showing holding of Depository Receipts (DRs), where underlying shares held by "Promoter/ Promoter Group" are in excess of 1% of the total number of shares

Sr. No.	Name of the DR Holder	Type of outstanding DR (ADRs, GDRs, SDRs, etc.)	Number of shares underlying outstanding DRs	Shares underlying outstanding DRs as a percentage of total number of shares [i.e., Grand Total (A)+(B)+(C) indicated in Statement at para (I)(a) above]
1	NIL	NIL	NIL	NIL
	TOTAL	NIL	NIL	NIL



A handwritten signature in black ink is written over a circular stamp. The signature is stylized and appears to be 'M. D. S.' or similar. The stamp is faint and circular, with some illegible text inside.