


(f) (a) Statement showing Shareholding Pattern

Name of the Company: RAJRATAN GLOBAL WIRE LTD		BSE- 517522 Equity			
Scrip Code, Name of the scrip, class of security:		31 st December, 2014			
Quarter ended:					
Partly paid-up shares:-		No. of partly paid-up shares	As a % of total no. of partly paid-up shares	As a % of total no. of shares of the company	
Held by Promoter / Promoter Group		0.00	0.00	0.00	
Held by public		0.00	0.00	0.00	
Total		0.00	0.00	0.00	
Outstanding convertible securities:-		No. of outstanding securities	As a % of total No. of outstanding convertible securities	As a % of total no. of shares of the company, assuming full conversion of the convertible securities	
Held by Promoter / Promoter Group		0.00	0.00	0.00	
Held by public		0.00	0.00	0.00	
Total		0.00	0.00	0.00	
Warrants:-		No. of warrants	As a % of total no. of warrants	As a % of total no. of shares of the company, assuming full conversion of warrants	
Held by Promoter / Promoter Group		0.00	0.00	0.00	
Held by public		0.00	0.00	0.00	
Total		0.00	0.00	0.00	
Total paid-up capital of the company assuming full conversion of warrants and convertible securities		4351800			



Category Code	Category of shareholder	Number of shareholders	Total number of shares	Number of shares held in dematerialised form	Total shareholding as a percentage of total number of		Shares pledged or otherwise encumbered		
					As a percentage of (A+B) (VI)	As a percentage of (A+B+C) (VII)	Number of shares (VIII)	As a percentage (IX) = (VIII)/(IV)*100	
(A)	Promoter and Promoter Group								
1	Indian								
(a)	Individuals/Hindu Undivided Family	7	1546190	1546190	35.53	35.53	450000	29.10	
(b)	Central Government/State Government(s)	0	0	0	0.00	0.00	0	0.00	
(c)	Bodies Corporate	2	1164301	1164301	26.75	26.75	0	0.00	
(d)	Financial Institutions / Banks	0	0	0	0.00	0.00	0	0.00	
(e)	Any Other (specify)	0	0	0	0.00	0.00	0	0.00	
	Sub Total (A)(1)	9	2710491	2710491	62.28	62.28	450000	16.60	
2	Foreign								
(a)	Individuals (Non-Resident Individuals/ Foreign Individuals)	0	0	0	0.00	0.00	0	0.00	
(b)	Bodies Corporate	0	0	0	0.00	0.00	0	0.00	
(c)	Institutions	0	0	0	0.00	0.00	0	0.00	
(d)	Qualified Foreign Investors	0	0	0	0.00	0.00	0	0.00	
(e)	Any Other (specify)	0	0	0	0.00	0.00	0	0.00	
	Sub Total (A)(2)	0	0	0	0.00	0.00	0	0.00	
	Total Shareholding of Promoter and Promoter Group (A)=(A)(1)+(A)(2)	9	2710491	2710491	62.28	62.28	450000	16.60	
(B)	Public shareholding								
1	Institutions								
(a)	Mutual Funds/UTI	0	0	0	0.00	0.00	0.00	0.00	
(b)	Financial Institutions / Banks	1	1000	0	0.02	0.02	0.00	0.00	
(c)	Central Government/State Government(s)	0	0	0	0.00	0.00	0.00	0.00	
(d)	Venture Capital Funds	0	0	0	0.00	0.00	0.00	0.00	
(e)	Insurance Companies	0	0	0	0.00	0.00	0.00	0.00	
(f)	Foreign Institutional Investors	1	676	676	0.02	0.02	0.00	0.00	
(g)	Foreign Venture Capital Investors	0	0	0	0.00	0.00	0.00	0.00	
(h)	Qualified Foreign Investors	0	0	0	0.00	0.00	0.00	0.00	
(i)	Any Other (specify)	0	0	0	0.00	0.00	0.00	0.00	
	Sub Total (B) (1)	2	1676	676	0.04	0.04	0.00	0.00	
2	Non-institutions								
(a)	Bodies Corporate	60	1088676	1086776	25.02	25.02	0.00	0.00	
(b) (i)	Individuals - shareholders holding nominal share capital up to Rs 1 Lakh	1451	366596	268861	8.42	8.42	0.00	0.00	
(ii)	Individual shareholders holding nominal share capital in excess of Rs. 1 Lakh	7	179703	179703	4.13	4.13	0.00	0.00	



Category code	Category of shareholder	Number of shareholders	Total number of shares	Number of shares held in dematerialised form	Total shareholding as a percentage of total number of			Shares pledged or otherwise encumbered	
					(III)	(IV)	(V)	As a percentage of (A+B) (VI)	As a percentage of (A+B+C) (VII)
(c)	Qualified Foreign Investors	0	0	0	0	0.00	0.00	0.00	0.00
(d)	Any Other								
i	Non Resident Indians (Repat)	4	212	212	0.00	0.00	0.00	0.00	0.00
ii	Non Resident Indians (Non Repat)	4	1281	1281	0.03	0.03	0.03	0.00	0.00
iii	Overseas Bodies Corporate	0	0	0	0.00	0.00	0.00	0.00	0.00
iv	Clearing Member	10	1174	1174	0.03	0.03	0.03	0.00	0.00
v	Market Maker	0	0	0	0.00	0.00	0.00	0.00	0.00
vi	HUF	4	1991	1991	0.05	0.05	0.05	0.00	0.00
	Sub Total (B)(2)	1540	1639633	1539998	37.68	37.68	37.68	0.00	0.00
	Total Public Shareholding Public Group	1542	1641309	1540674	37.72	37.72	37.72	0.00	0.00
	(B)=(B)(1)+(B)(2)	1551	4351800	4251165	100.00	100.00	100.00	450000.00	16.60
	Total (A)+(B)								
(C)	Shares held by custodians and against which Depository Receipts have been issued								
i	Promoter and Promoter group	0	0	0	0.00	0.00	0.00	0.00	0.00
ii	Public	0	0	0	0.00	0.00	0.00	0.00	0.00
	Sub Total (C)	0	0	0	0.00	0.00	0.00	0.00	0.00
	GRAND TOTAL (A)+(B)+(C)	1551	4351800	4251165	100.00	100.00	100.00	450,000.00	10.34

Note: Pursuant to an email dated 12.09.2011 received from SEBI, we have consolidated promoters' holdings on the basis consolidated holdings shown in the annexure.

Hence, there is a difference in the no. of promoters shown in CL-35 shown in the annexure. However, the total no. of shares shown in CL-35 summary & annexure are the same.




Category code	Category of shareholder	Number of shareholders	Total number of shares	Number of shares held in dematerialised form	Total shareholding as a percentage of total number of			Shares pledged or otherwise encumbered	
					(III)	(IV)	(V)	As a percentage of (A+B) (VI)	As a percentage of (A+B+C) (VII)
(c)	Qualified Foreign Investors	0	0	0	0	0.00	0.00	0.00	0.00
(d)	Any Other								
i	Non Resident Indians (Repat)	4	212	212	0.00	0.00	0.00	0.00	0.00
ii	Non Resident Indians (Non Repat)	4	1281	1281	0.03	0.03	0.03	0.00	0.00
iii	Overseas Bodies Corporate	0	0	0	0.00	0.00	0.00	0.00	0.00
iv	Clearing Member	10	1174	1174	0.03	0.03	0.03	0.00	0.00
v	Market Maker	0	0	0	0.00	0.00	0.00	0.00	0.00
vi	HUF	4	1991	1991	0.05	0.05	0.05	0.00	0.00
	Sub Total (B)(2)	1540	1639633	1539998	37.68	37.68	37.68	0.00	0.00
	Total Public Shareholding Public Group (B)=(1)+(B)(2)	1542	1641309	1540674	37.72	37.72	37.72	0.00	0.00
	Total (A)+(B)	1551	4351800	4251165	100.00	100.00	100.00	450000.00	16.60
(C)	Shares held by custodians and against which Depository Receipts have been issued								
i	Promoter and Promoter group	0	0	0	0.00	0.00	0.00	0.00	0.00
ii	Public	0	0	0	0.00	0.00	0.00	0.00	0.00
	Sub Total (C)	0	0	0	0.00	0.00	0.00	0.00	0.00
	GRAND TOTAL (A)+(B)+(C)	1551	4351800	4251165	100.00	100.00	100.00	450,000.00	10.34

Note: Pursuant to an email dated 12.09.2011 received from SEBI, we have consolidated promoters' holdings on the basis consolidated holdings shown in the annexure.

Hence, there is a difference in the no. of promoters shown in CL-35 shown in the annexure. However, the total no. of shares shown in CL-35 summary & annexure are the same.




Statement showing holding of securities (including shares, warrants, convertible securities) of persons belonging to the category "Promoter and Promoter Group"												
(I)(b)	Sr. No.	Name of the shareholder	Details of Shares held		Encumbered shares			Details of warrants		Details of convertible securities		Total shares (including underlying shares assuming full conversion of warrants and convertible securities) as a % of diluted share of capital
			Number of shares held	As a % of grand total (A)+(B)+(C)	No.	As a percentage of sub-clause (I)(a)	As a % of grand total (A)+(B)+(C)	Number of warrants held	As a % total warrants of the same class	Number of convertible securities held	As a % total convertible securities of the same class	
	(I)	(II)	(III)	(IV)	(V)	(VI)=(V)/(II)*100	(VII)	(VIII)	(IX)	(X)	(XI)	(XII)
1		Rajratan Investments Ltd (AAACR8165L)	782881	17.99	0	0.00	0.00	0	0.00	0	0.00	17.99
2		Sunil Chordia (ABBPC4294Q)	479390	11.02	0	0.00	0.00	0	0.00	0	0.00	11.02
3		Rajratan Resources Pvt Ltd (AAACR7951C)	381420	8.76	0	0.00	0.00	0	0.00	0	0.00	8.76
4		Sangita Chordia (ACWPC4829R)	558100	12.82	450000	80.63	10.34	0	0.00	0	0.00	12.82
5		Yashovardhan (AIGPC2082E) Chordia	268000	6.16	0	0.00	0.00	0	0.00	0	0.00	6.16
6		Sunil Kumar Chandammal HUF (AAJHS6503D)	180000	4.14	0	0.00	0.00	0	0.00	0	0.00	4.14
7		Shubhika Chordia (AJQPC6081L)	60700	1.39	0	0.00	0.00	0	0.00	0	0.00	1.39
		TOTAL	2710491	62.28	450000	80.63	10.34	0	0.00	0	0.00	62.28



Statement showing holding of securities (including shares, warrants, convertible securities) of persons belonging to the category "Public" and holding more than 1% of the total number of shares									
Sr. No.	Name of the shareholder	Number of shares held	Shares as a percentage of total number of shares [i.e., Grand Total (A)+(B)+(C) indicated in Statement at para (I)(a) above]	Details of warrants		Details of convertible securities		Total shares (including underlying conversion of warrants and convertible securities) as a % of diluted share capital	
				Number of warrants held	As a % total number of warrants of the same class	Number of convertible securities held	% w.r.t total number of convertible securities of the same class		
1	AVALOKITESHVAR VALINV LIMITED	625200	14.3665	0	0.00	0	0.00	14.37	
2	VIGIL STOCKES & SHARES PVT LTD	135973	3.1245	0	0.00	0	0.00	3.12	
3	SURBHI INVESTMENTS & TRADING COMPANY PVT LTD	67013	1.5399	0	0.00	0	0.00	1.54	
4	NSB SECURITIES PVT LTD	67076	1.5413	0	0.00	0	0.00	1.54	
5	CHANDRAKANT NAGAR	49000	1.1260	0	0.00	0	0.00	1.13	
6	ANJANA S GANDHI	46000	1.0570	0	0.00	0	0.00	1.06	
	TOTAL	990262	22.7552	0	0.00	0	0.00	22.76	

Statement showing holding of securities (including shares, warrants, convertible securities) of persons (together with PAC) belonging to the category "Public" and holding more than 5% of the total number of shares of the company									
Sr. No.	Name(s) of the shareholder(s) and the Persons Acting in Concert (PAC) with them	Number of shares	Shares as a percentage of total number of shares [i.e., Grand Total (A)+(B)+(C) indicated in Statement at para (I)(a) above]	Details of warrants		Details of convertible securities		Total shares (including underlying conversion of warrants and convertible securities) as a % of diluted share capital	
				Number of warrants	As a % total number of warrants of the same class	Number of convertible securities held	% w.r.t total number of convertible securities of the same class		
1	AVALOKITESHVAR VALINV LIMITED	625200	14.37	0	0.00	0	0.00	14.37	
	TOTAL	625200	14.37	0	0.00	0	0.00	14.37	



(I)(d) Statement showing details of locked-in shares			
Sr. No.	Name of the shareholder	Number of Locked in Shares	Locked-in shares as a percentage of total number of shares [i.e., Grand Total (A)+(B)+(C) indicated in Statement at para (I)(a) above]
1	NIL	NIL	NIL
TOTAL		NIL	NIL



(II)(a) Statement showing details of Depository Receipts (DRs)				
Sr. No.	Type of outstanding DR (ADRs, GDRs, SDRs, etc.)	Number of outstanding DRs	Number of shares underlying outstanding DRs	Shares underlying outstanding DRs as a percentage of total number of shares {i.e., Grand Total (A)+(B)+(C) indicated in Statement at para (I)(a) above}
1	NIL	NIL	NIL	NIL
TOTAL		NIL	NIL	NIL



Statement showing holding of Depository Receipts (DRs), where underlying shares held by "Promoter/ Promoter Group" are in excess of 1% of the total number of shares
 (II) (b)

Sr. No.	Name of the DR Holder	Type of outstanding DR (ADRs, GDRs, SDRs, etc.)	Number of shares underlying outstanding DRs	Shares underlying outstanding DRs as a percentage of total number of shares [i.e., Grand Total (A)+(B)+(C) indicated in Statement at para (I)(a) above]
1	NIL	NIL	NIL	NIL
	TOTAL	NIL	NIL	NIL

